






Receive trusted alerts from Rockwall County Emergency Management, local police departments & government agencies. **Nixle-it** and stay connected!

Nixle provides communities throughout the country with news and information that is both proximate and personally relevant. Nixle makes this information instantly available over web, mobile, and smart phone devices.

How to register for Nixle:

- Open your browser and go to the website <http://www.nixle.com/>
- At the top right of the page, you will see “Not a registered resident?”
Click 
- Enter a Username and Password that will be easy for you to remember but will be difficult for someone else to guess.
- Next to Full Name: enter your first and last name.
- Next to Email Address: enter the email address that you would like Nixle to send alerts to.
- If you would like to receive alerts in the form of mobile text message, enter your mobile phone number next to Mobile Phone. This step is optional. Message and data rates may apply
- After entering your information, click 
- On the next page, enter your Home Address, City, State and Zip Code.
Click 
- A box will pop up asking you to verify your address. If the information is correct, click “Apply”. If your address is incorrect, click “Cancel”, enter the correct information and click “Continue”.
- On the next page, enter friends’ or family members’ email addresses, separated by a comma, that you would like to invite to join Nixle. Click “Send to a Friend”. If you do not wish to invite anyone to Nixle at this time, click “Skip & Finish”.
- On the next page you may enter your demographic information if you choose to. Then click “Go to Nixle”.

Additional Information:

- Click on the Locations tab at the top of the page if you wish to add additional locations to your account such as work or family members’ houses. If you add an additional location, it will be listed on the left side of the screen along with your Main location.
- Click on the Account tab to make any changes to your account. The Time Zone defaults to Los Angeles. For Rockwall County residents, change the Time Zone to (GMT -0600) America/Chicago.
- If you do not wish to receive mobile text messages during certain hours, click on the Account tab. Toward the bottom there will be a box next to “Turn off phone notifications during these hours:” Click the box then choose the hours that you do not want to receive mobile alerts.

You are now signed up to receive email and mobile alerts from the Rockwall County Emergency Management Office! For additional information or questions, please contact the Emergency Management Office at 972-204-7080.